



# quiltSpeak

## Programs

Robbie Bos, Lori Gill,  
Meri Kay Gurnee, Linda Lyon  
and Barbara McPherson

### **NOVEMBER 13 Guild Meeting "Quilt University"**

A series of 15 minute mini workshops will be offered by fellow guild members. Each mini workshop will include five minutes to introduce the topic; five minutes to demonstrate the technique; and five minutes for Q & A. At the conclusion of the 15 minutes, a whistle will sound and you have another opportunity to participate in another mini workshop. Smitty will be demonstrating a quilters knot and how to bury the knot in your quilt. Barbara K. will be sharing her hand appliqué techniques. There will be thread painting, a flange binding technique and skinny little curves made easy.

### **December 11 Guild Meeting**

SLO Quilters Annual Holiday Potluck Dinner. The dinner will begin at 6:00pm. The menu is 'bring your favorite potluck dish.' You don't want to miss out on the games and prizes. There will be a prize for everyone. Let's have some fun!!!

## From our President

Pres. Dian Robinson

Welcome November! Now begins the craziest time of the year, at least for those of us still in the working world. Beginning with Halloween, it seems time just keeps accelerating until the crescendo of a new year, trying to keep everything straight, finish all those projects, family gatherings, and so on. I decided a couple of years ago I would try to make my gifts for family as much as possible. Last Christmas everyone in my and my sister's family received pillowcases with themes related to their personality; medical, artistic, military, travel-minded, new university and I think they were pleasantly surprised. For those of you who have the wherewithal to make large projects for everyone, bravo!

My sister turned 58 this October and we always joke that when both our husbands have passed on, we will live together on the beach in a pink house, so I made this wall hanging for her. I "stole" the quote from Pinterest, a modification of a Bible verse and she loved it (picture provided).

Be sure to attend this month's meeting on November 13 for Quilt University and we will discuss and vote for next year's board. See you there!



## Seven Sisters Quilt Show

Irene Dailey

SLO Quilters needs a volunteer to work with Kelsey Parolini on the Set-up/Take-down Committee for the quilt show in June 2018. If you would consider sharing this job, please contact Irene Dailey at [805-550-2601](tel:805-550-2601) or [idaileyslo@gmail.com](mailto:idaileyslo@gmail.com).

## Youth Committee

Tammy Riley

We need your leftover batting pieces to make Frankenbatts for the girls kits with 63 six inch squares, and volunteers for the six two-hour classes in February and March.



## A Raffle Quilt to Raise Money for Mateo and His Family

Irene Dailey

Barbara Martin, with the help of friends, has made a quilt, which you could win! It will be

raffled off on November 30. Barbara, a long-time SLO Quilter, worked at Cal Poly for many years with her friend Lee Dana. Currently, Lee's young grandson Mateo is fighting for his life to win a battle with cancer.

Here is a brief version of Mateo's journey: At two years of age he was diagnosed with Acute Lymphoblastic Leukemia and began three years of treatments. He earned a nickname - "The Beast" - because, in his grandma's words, *"He is one of the toughest, strongest, kindest, funniest, and loving boys I know."*

After attending his first week of kindergarten this fall, his family received the bad news that Mateo had relapsed; this time with Central Nervous System Leukemia in his spine. He is about to begin another three years of treatments at L.A. Children's Hospital. Of course the medical and travel expenses are staggering. Would you be willing to help this little boy and his family?

Here is a photo of the quilt that I will bring to the November meeting. Tickets are \$5.00 each. You can buy them at the meeting or contact me at 805-550-2601 or [idaileyslo@gmail.com](mailto:idaileyslo@gmail.com). I will get as many as you want delivered to you.

Whether you purchase a ticket or not, please keep this little hero in your hearts and send positive vibes him and his family.

To follow his journey, you can go to: <https://www.facebook.com/TeamMateoBeast/>


## Treasury

Sue Tonik

<b>Beg. Bal.</b>	<b>30,158.83</b>
<b>Income</b>	<b>8/31/17</b>
Advertising	
Coffee Cans	26.00
Comm. Quilts	
Donations	
The Experience	
Interest	1.32
Library	
Membership dues	955.00
Opportunity Quilt	
Polling Place	
Programs	
SCCQG	
Seven Sisters	
Workshops	
<b>Total Income</b>	<b>1682.32</b>
<b>Expenses</b>	
Block a Month	
Comm. Quilts	
Donations	
The Experience	
Historian	
Hospitality	
Library	
Membership	
Newsletter	
Operating Expenses	20.00
Opportunity Quilt	
PIQF trip	
President's Quilt	
Programs	756.82
Rent	75.00
Seven Sisters Show	
SCCQG	437.01
Taxes	
Website	
Workshop	1015.44
<b>Total Expenses</b>	<b>1150.44</b>
<b>Balance</b>	<b>30,690.71</b>

*NOVEMBER*  
**BLOCK OF THE MONTH - ~~DECEMBER~~ 2017**  
 "Star #27 - 12" finished block

- 5 fabrics - Cut - light fabric - 8- 2-½" squares  
 1- 4-½" square  
 1- 5-½" square  
 medium #1 - 1- 5-½" square  
 medium #2 - 2- 5-½" squares  
 dark #1 - 4- 2-½" squares  
 dark #2 - 4- 2-½" squares

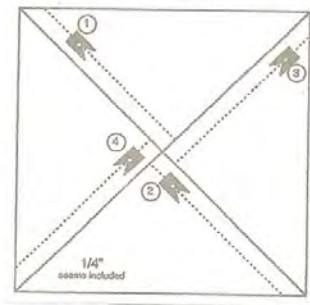


Sew - 1 light 2-½" sq to 1 dark #1 2-½" sq, repeat X 4  
 Make 4-patch units using light/dark #1 units -  
 make 2 4-patch units,  
 Repeat process using light/dark #2 squares



- Place 1 light 5-½" sq and 1 medium #2 5-½" sq right sides together, draw an X on wrong side of light sq. Stitch ¼" from drawn line as shown. At center, turn and continue stitching on opposite side of line. Rotate the square and repeat the process on other line. Cut on drawn lines, press to dark = 4 identical half square triangles. Repeat process with 1 medium #1 sq and 1 medium #2 5-½" squares.

\*TIP



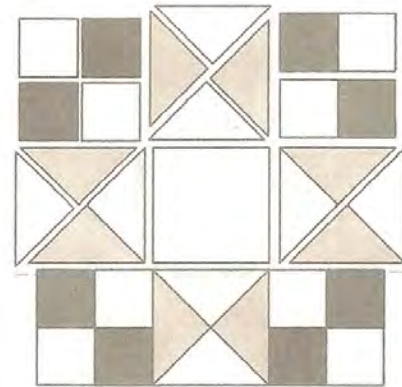
- Pair 1 light/med #2 unit with med #1/med #2 unit - make 4 quarter square triangle units, as shown. All units should measure 4-½".



- Sew 1 4-patch unit to 1 QST unit, repeat on opposite side with another 4-patch unit - make 2 rows

- Sew QST units to both sides of light 4-½" square

- Sew rows together, as shown in diagram, to finish block.





## 5 X 5

Five quilters share five quilts

*(clockwise from top left)*  
Janis Benedict, Irene Dailey, Julie Tracy, Sue Fiscalini, Dede Leece

## Meeting Minutes

Elaine Paulson

Meeting called to order by President Dian R at 7 PM – Tonight's program will be first followed by the business meeting. Guests: Jayne Snyder, Barbara Pfister, Rose Bloomfield  
New Member: Marianne Peterson  
Program (5X5): Barbara M - 5 guild members and a retrospective of their quilting careers. Julie T, Dede L, Irene D, Janis B, and Sue F shared their quilting journey from the beginning to present, including mistakes they made, what they learned and have accomplished. Each participant shared 5 quilts that were examples of their quilting experiences. Dian R told of her first experience with a small quilt (hand stitched) that became a chair cover.

Youth Coordinator: Tammy R – All were encouraged to work with a child – sew something simple, "plant the seed". There will be a 6-week class at Betty's on Sundays from 1-3 in the spring with machines provided. Ages 9-15, one on one with a small patchwork quilt as the result. Tammy showed an example with purple/lavender squares. Pre-cut kits consisting of 63 6" squares will be given to each participant. Hopefully backing and binding will be purchased at Betty's. Sewing, not cutting fabric, will be the emphasis. Kit donations will be welcomed, pieces of batting also needed for "Franken-Bat". Five helpers will be needed for the classes.

BOM: Karen H – this month's 9-patch is Indiana Puzzle, a 12" block. Examples of two versions

were shown using three fabrics. This is #5 of BOM. After #6, participants will have 12 blocks to put together. Instructions found in newsletter and also on back table. Opportunity Quilt: Susan K – Members are encouraged to make small quilts for the show – 12" by 18" maximum size. Make a special, small quilt utilizing the theme "what brings you Joy". Quilts will be displayed on Sat and Sun with coffee can raffle format. Drawings to be held at end of each day.

Hospitality: Sue B, Jeannie C – 16 items were won!

Coffee Can Raffle: Julie T – 10 items raffled.

AQGCC: Sue B – rack cards/book marks for 2018 quilt show available on back table

Membership: Susan K – 2017 Membership Directories are available.

Programs: Robbie B – Upcoming months based on members' suggestions: Nov: "Quilt University" - 5 tables set up with demonstrations; 1. Knots 2. Hand Applique 3. Thread Painting 4. Flanged Binding

5. Skinny Little Curves. Members will rotate table to table in assigned groups. Dec: Holiday Party – Bring what you want for potluck. UFO entry forms will be available, so think about projects you want to finish –Jan: UFO participants will share their entries - \$5.00 each. Feb: Trunk Show. Mar: Mike McNamara "Humor, Metaphors and Meanings". April: Workshop. May: SharIng of Spring Quilts.

Board of Officers: Dian R – preview of officers/committees for voting at Nov meeting:

President: Dian R, VP: Tammy R, Secretary: vacant, Treasurer: Susan K, Community Quilts: Signe J, Membership: vacant, Hospitality: Jeannie C and Sue B, Library: vacant/need two, BOM: Janis B, AQGCC: Irene D, SCCQG: vacant, Coffee Can Raffle: Julie T, Photography: Kathi S and Sue F, Programs: Barb M, Robbie B, Julie T, Newsletter: Marylu W, Website: Janis and Bill B, Holiday Stockings: Suzanne H, Opportunity Quilt: Susan K, Youth Coordinator: Tammy R, PIQF: vacant, Seven Sisters: Kelsey P, need one more. Community Quilts: Signe J – special quilts and the process of getting them together was shared. Need UPC labels for batting – special need for children's quilts for SART – possibly due to more drug problems. Show and Tell: lots of sharing including results from Bobbi Porter's Mystery Quilt class. Christmas Stocking patterns available. Meeting adjourned at 8:40.



SLO Quilters, Inc.  
P.O. Box 14306  
San Luis Obispo, CA 93406

November 13, 2017

~~ 6:30 Sewcial Time

~~ 7:00 Meeting

**Quilt University**

**The Congregational Church**

11245 Los Osos Valley Rd. SLO

Atascadero Sewing & Vacuum  
5925 Traffic Way, Atas., 805-466-4772  
atascaderosewingandvacuum.com

Betty's Fabrics  
1229 Carmel St., SLO (808)543-1990  
bettysfabric.com

Beverly's Fabrics & Crafts  
876 Higuera St., San Luis Obispo  
805-543-6433  
1637 S. Broadway, Santa Maria  
805-925-4118 beverlys.com

Birch  
1244 Pine St. #D, Paso Robles  
805-239-8888 fabricworm.com

The Cotton Ball  
1199 Main Street, Morro Bay  
805-772-2646 thecottonball.com

Designs by Joy, Long-Arm Quilting  
P.O. Box 536, Arroyo Grande  
By appt. only 805-772-5505, 805-474-5862

Howell's Sewing Machine & Serger  
Service Repair  
Professional scissor & knife sharpening  
805-540-9294, paul@howellgroup.org

Lowe Ranch Long-Arm Quilting  
Lori Gill  
2778 Reservoir Canyon Rd., SLO  
805-544-2081 lori@loweranc.com

Old Town Quilt Shop  
165 A W. Clark Ave., Orcutt  
805-938-5870  
OldTownQuiltShopOrcutt.com

Picking Daisies  
570 Higuera St., #120, SLO  
805-783-2434 pickingdaisiesinslo.com

Quilters' Cupboard  
5275 El Camino Real, Atascadero  
805-466-6996 quilterscupboard.com

The Quiltery  
1413 Riverside Ave. #B, Paso Robles  
805-227-4561 thequiltery.net

Remember Quilts  
9405 Jaquima Rd., Atascadero  
805-807-7165, Lunds5@hotmail.com

Santa Maria Sewing Superstore  
127 E. Main St. Santa Maria  
805-922-1784, santamariasewing.com

Sew Fun  
8775 El Camino Real, Atascadero  
805-462-9739 mysewfun.com

Sewing Cafe  
541 Five Cities Dr., Pismo Beach  
805-295-6585  
thesewingcafeca.wordpress.com

Shu Shu Style  
Kristina Berger  
1525 Laurel Lane, SLO, 93401  
805-441-2954, shushustyle.com

SLO Creative Studio  
3595 Sueldo Rd., Ste 100, SLO  
805-439-1366 www.slo-creative.com

SloShears.com  
Professional Sharpening Solutions  
Dale Price  
1919 Broad St., SLO  
805-544-1948 sloshears.com

Sonshine Quilting  
2221 King Court #19, SLO  
805-782-9112 sonshinequilting.net

The Finishing Touch Long-arm Quilting  
7495 Kingsbury Rd., Templeton  
805-835-9411, roxiequilts@yahoo.com